

schlatter

the secure connection

Manual - Schlatter E-Shop



Content

1	Preliminary	3
2	Logon at Shatter E-Shop	3
3	Welcome Page	4
4	Create New Shopping Cart	5
5	Catalog.....	6
6	Create Orders in E-Shop	9
7	Create Quotations in E-Shop	9
7.1	Order Quotations in E-Shop	9
8	Search For Orders And Quotations.....	10
9	Logoff / Password Change.....	11

1 Preliminary

This documentation describes the basic functionalities of the Shatter E-Shop. These features are described:

- Logon at Shatter E-Shop
- Home page
- Create a new shopping cart
- Create a quotation
- Create an order
- Search for orders and quotations
- Logoff and password change

2 Logon at Schlatter E-Shop

It is required to logon to use the Shatter E-Shop. Therefore you have to select your language and enter the user id and password. Click the "Log on" button to start the Shatter E-Shop.

schlatter
the secure connection

Welcome

Language
English

User ID
|

Password
|

Log On

For login problems contact us at any time.
You can reach us at the phone number +41-(0)44 732 7314 and email thomas.ammann@schlattergroup.com.

If you want to check whether the plugin from Adobe for display of SVG files is already installed, click [here](#).

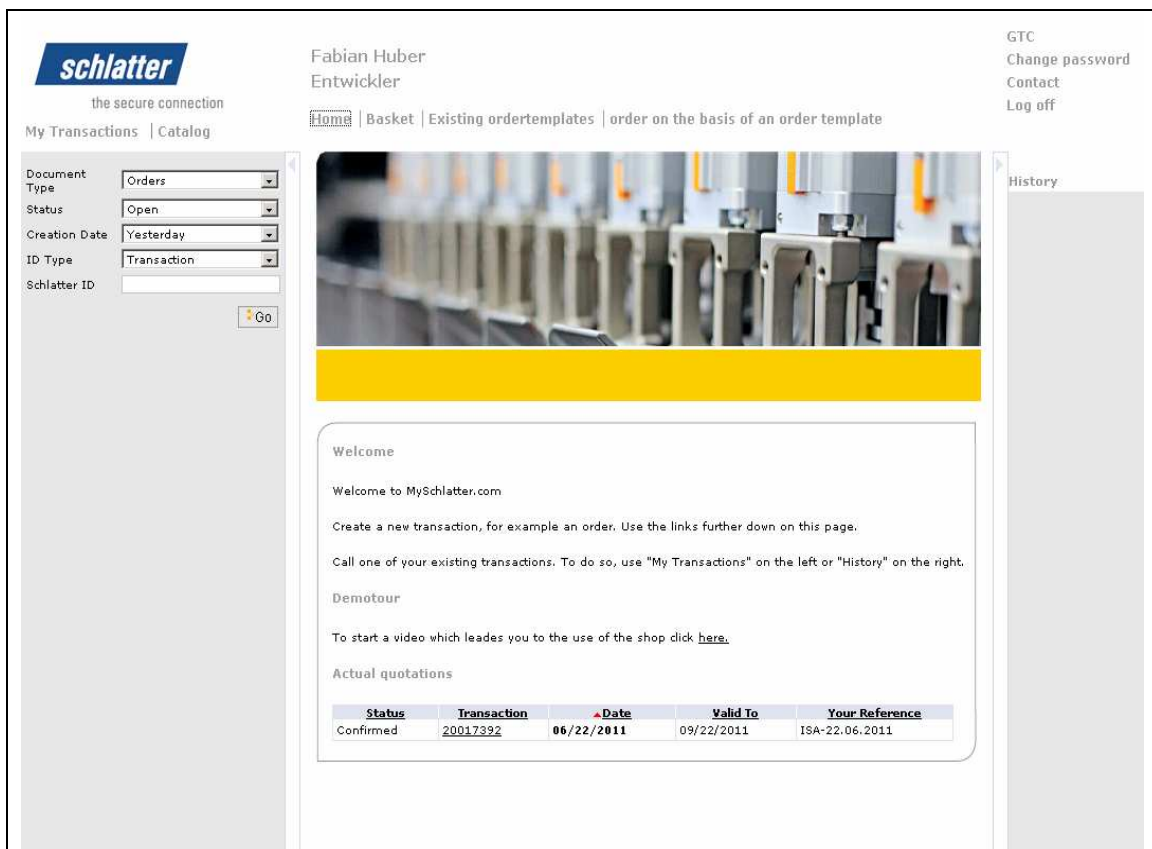
To download the Adobe SVG Viewer, you can click [here](#).

The "Adobe SVG Viewer" is required to use the machine catalog with drawings. The plugin can be installed directly from the logon page. Contact information is also shown on the logon page.

3 Welcome Page

The following information is shown on the welcome page:

- A short welcome message
- A link to a demo video
The video describes the functionalities of the E-Shop
- Confirmed quotations
The currently available confirmed quotations are shown in a list.



Document Type: Orders
Status: Open
Creation Date: Yesterday
ID Type: Transaction
Schlatter ID:

Go

Welcome

Welcome to MySchlatter.com

Create a new transaction, for example an order. Use the links further down on this page.

Call one of your existing transactions. To do so, use "My Transactions" on the left or "History" on the right.

Demotour

To start a video which leads you to the use of the shop click [here](#).

Actual quotations

Status	Transaction	Date	Valid To	Your Reference
Confirmed	20017392	06/22/2011	09/22/2011	ISA-22.06.2011

You can search for existing orders, quotations and order templates and open them on the left side of the screen.

4 Create New Shopping Cart

Via the menu bar you can create a new shopping cart. Click on "New shopping cart".

Fabian Huber
Entwickler


Home New shopping cart Existing ordertemplates | order on the basis of an order template

The shopping basket is shown in the content frame of the E-Shop:


Shopping Basket: In Process

Your Reference:







Default Delivery Settings For Items

Deliver To: 

Delivery Type:

Requested Delivery Date: 

Additional Order Data

<input type="checkbox"/>	Item	Product	Quantity	Unit	Description	Draw.-No.	
<input type="checkbox"/>		<input type="text"/> 	<input type="text"/>	<input type="text"/>		<input type="text"/>	
<input type="checkbox"/>		<input type="text"/> 	<input type="text"/>	<input type="text"/>		<input type="text"/>	
<input type="checkbox"/>		<input type="text"/> 	<input type="text"/>	<input type="text"/>		<input type="text"/>	
<input type="checkbox"/>		<input type="text"/> 	<input type="text"/>	<input type="text"/>		<input type="text"/>	
<input type="checkbox"/>		<input type="text"/> 	<input type="text"/>	<input type="text"/>		<input type="text"/>	

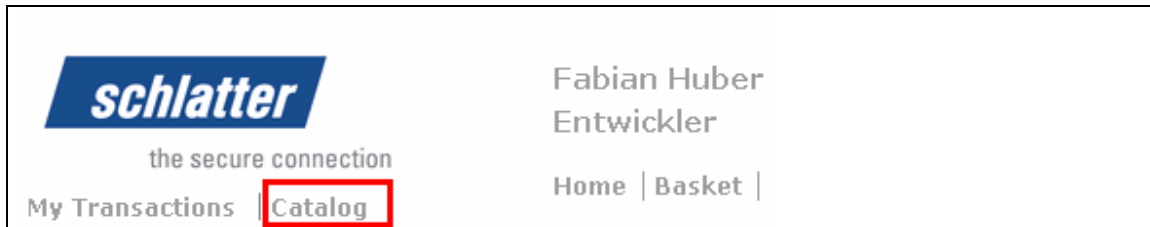
In the shopping cart you can enter the following information:

- your reference number to identify the sales document
- delivery address (if more than one is available for you)
- delivery type
- requested delivery date

You can also enter material numbers directly into the shopping cart.

5 Catalog

Click the link "Catalog" to open the list of available machine catalogs:



The list of available catalogs is shown:



You can select the language. After that the catalog is opened in a separate browser window.

The language of the catalog is changeable via the links below the Schlatter logo.

You are able to navigate through the structure of the machine (on the left side). Therefore you have to click on the "+" icon to open the structure. A search for material numbers is also available.



You can transfer items from the catalog to the shopping basket with clicking on the basket icon in the material list. Therefore you have to enter a value into the quantity field.

.. | 41076639 | 41076639 | **ZG36 LA 5/ 6.0-71! TB 6639 (TB10475)**


			Item no. ▾	Article ▾	Ind. ▾	Quantity ▾	SU ▾	SPI ▾	Description ▾
<input type="radio"/>	<input type="text" value="0"/>	<input type="button" value="🛒"/>	1	747500.009	00	1	ST		LAENGSdraHTABZUG 72 LD / 2 MOT
<input type="radio"/>	<input type="text" value="0"/>	<input type="button" value="🛒"/>	15	11.26.676	00	2	ST		KEGR-GET.MOT.GKS11-3M HAK i=28
<input type="radio"/>	<input type="text" value="0"/>	<input type="button" value="🛒"/>	2	782401	01	71	ST		Draw roll ZUGROLLE GENUTET (1-V-NUT)
<input type="radio"/>	<input type="text" value="0"/>	<input type="button" value="🛒"/>	21	764042	01	8	ST	E3	AUSLAUFFUEHRUNG KOMPL.9X D=12
<input type="radio"/>	<input type="text" value="0"/>	<input type="button" value="🛒"/>	32	747501	02	4	ST		FUNDAMENTTRAEGER 200 HOCH
<input type="radio"/>	<input type="text" value="0"/>	<input type="button" value="🛒"/>	34	746910	00	1	ST		Valve FESTO VENTILINSEL KOMPL. 72 LD
<input type="radio"/>	<input type="text" value="0"/>	<input type="button" value="🛒"/>	36	196765	01	1	ST		M.EL.MAT.ABZUG LA5-PB
<input type="radio"/>	<input type="text" value="0"/>	<input type="button" value="🛒"/>	4	716050.004	08	71	ST		R-E-EL. LAR5 M.2 ZYL. O. POS.2
<input type="radio"/>	<input type="text" value="0"/>	<input type="button" value="🛒"/>	41	1030969.001	16	1	ST		RINGSCHLAUFENGESTELL 72LD
<input type="radio"/>	<input type="text" value="0"/>	<input type="button" value="🛒"/>	47	716724.001	04	142	ST	E3	STERNFUEHRUNG KLEIN LAR5
<input type="radio"/>	<input type="text" value="0"/>	<input type="button" value="🛒"/>	5	794851	00	71	ST		Nozzle Düse Dia 6.5 mm / HRC 62-64
<input type="radio"/>	<input type="text" value="0"/>	<input type="button" value="🛒"/>	50	716725.002	06	71	ST	E3	DRAHTUEBERWACHUNG L=820
<input type="radio"/>	<input type="text" value="0"/>	<input type="button" value="🛒"/>	52	765543.004	04	16	ST		BEGRENZUNGSSTANGE 72 DRAEHTE
<input type="radio"/>	<input type="text" value="0"/>	<input type="button" value="🛒"/>	62	196763	03	1	ST		M.EL.BED.KONSOLE N1/N2 GELB LA
<input type="radio"/>	<input type="text" value="0"/>	<input type="button" value="🛒"/>	65	198417	00	1	ST		M.EL.KABELSTUECKLISTE 6639 LA

If you close the catalog window the shopping basket is shown again. The materials you've transferred are displayed there:


Shopping Basket: In Process

Your Reference:











Default Delivery Settings For Items


Deliver To: 

Delivery Type:

Requested Delivery Date: 

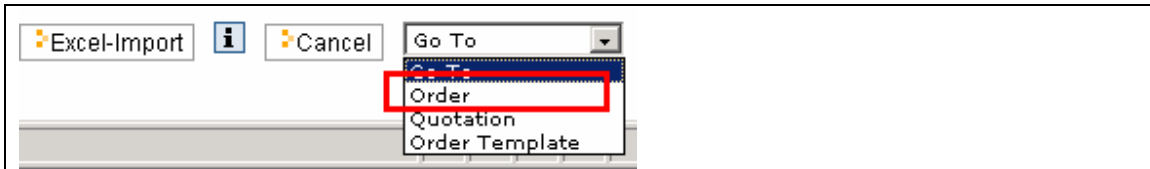
Additional Order Data

<input type="checkbox"/>	Item	Product	Quantity	Unit	Description	Draw.-No.	
<input type="checkbox"/>	10	<input type="text" value="265324"/> 	<input type="text" value="5"/>		(GRUNDRAHMEN KOMPL.ASI, TW.FLEX)	<input type="text"/>	<input type="checkbox"/>
 This product is no epart. Price on demand.							
<input type="checkbox"/>	20	<input type="text" value="264002"/> 	<input type="text" value="2"/>		(Y-ACHSE KPL. ORION TWIN-FLEX)	<input type="text"/>	<input type="checkbox"/>
 This product is no epart. Price on demand.							
<input type="checkbox"/>	30	<input type="text" value="265182"/> 	<input type="text" value="8"/>		(STECKERSCHUTZ 4)	<input type="text"/>	<input type="checkbox"/>
 This product is no epart. Price on demand.							
<input type="checkbox"/>		<input type="text"/> 	<input type="text"/>			<input type="text"/>	<input type="checkbox"/>
<input type="checkbox"/>		<input type="text"/> 	<input type="text"/>			<input type="text"/>	<input type="checkbox"/>
<input type="checkbox"/>		<input type="text"/> 	<input type="text"/>			<input type="text"/>	<input type="checkbox"/>




6 Create Orders in E-Shop

To create an order from the current shopping cart you have to select "Order" at the bottom of the screen.

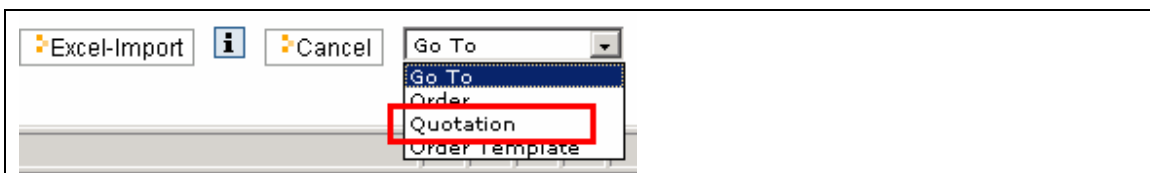


Afterwards prices and availabilities for the materials are shown. If the materials are not known as spare parts price and availability is not shown for these materials. Click the "Order" button to send the order to Schlatter:



7 Create Quotations in E-Shop

To create a quotation from the current shopping cart you have to select "Quotation" at the bottom of the screen.



Afterwards prices and availabilities for the materials are shown. If the materials are not known as spare parts price and availability is not shown for these materials. Click the save button to send the quotation to Shatter



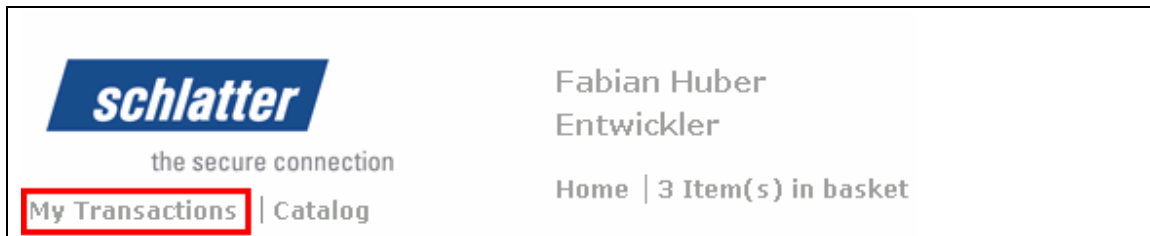
7.1 Order Quotations in E-Shop

You are able to create an order from the quotation if Shatter confirmed the quotation. Therefore you have to open the quotation and click the "Order" button:



8 Search for Orders and Quotations

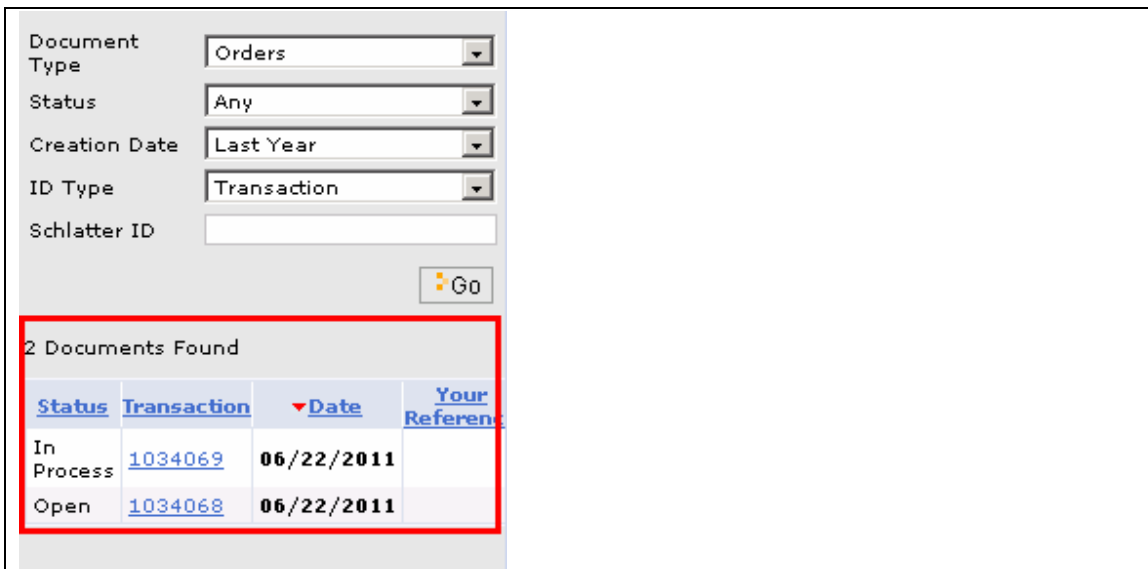
To open the search functionality you have to click on "My Transactions":



Enter the search criteria and click "Go":



The result list is shown directly below the input fields:



Status	Transaction	Date	Your Reference
In Process	1034069	06/22/2011	
Open	1034068	06/22/2011	


You are able to click on the transaction number to open an order or a quotation. The details of the document are shown in the content frame.

It is also possible to download the quotation or the order as a PDF file. Therefore you have to click the "Download" button.



9 Logoff / Password Change

To logoff you have to click the "Log off" link in the header area (right side):



At the end of your session please use the logoff button.

Via the link "Change password" you are able to change you current password.